

# The SCORE

Published by Spectrum® Glass Company



Issue 127

## It's Never Been Easier to Start Fusing — Your Spectrum Retailer Can Help!

Fusing is the fastest growing trend in the glass arts. This fun and forgiving art form allows you to translate glass designs into functional 3-D objects such as dishes, jewelry, vases, stained glass inclusions, and much more. System 96® has all the resources you'll need to get you started *and* keep you growing in the world of Glass Fusing.

**Fusing Glass Packs** Whether you're ready to dip a toe into the fusing waters or jump in with both feet, we have the right-sized variety pack of colorful glass to give you a great start.

- **Discovery:** A trial pack that provides enough glass to whet your appetite by creating many small fused projects. (The largest sheet size is 6 x 6"). Includes Instructions and PAPYROS® Kiln Shelf Paper.
- **Explorer:** A beginner pack that provides enough glass to learn the basics of Glass Fusing. (The largest sheet size is 12x12"). Includes Instructions and PAPYROS Kiln Shelf Paper.
- **System 96-Pack:** The largest of our packs contains enough glass to let you really investigate Glass Fusing. The 96-Pack offers a broad variety of System 96 glass (27 sq.ft.) in 35 different colors — all in larger (12 x12" sheets or 6 x12") sheets. Includes samples of PAPYROS Kiln Shelf Paper.

**Instruction & Inspiration** System96.com offers a wealth of resources to support you on your Glass Fusing journey. Your first stop is to check out the "Getting Started with Kiln-Fired Glass" booklet for an overview of the process. Next, select

a few Project Guides — our photo-illustrated, step-by-step instruction sheets. (The one included in this issue would be a great early project!) As you progress, you'll want to explore all the information on the site, so be sure to visit often as your skills and knowledge build.

**HotStart PRO™** System 96 also offers a great glass kiln — available through your Retailer — and it even plugs into a standard (US & Canada) household outlet. This versatile Skutt workhorse can get you up and running fearlessly with its auto-programming feature, and then allows you to enter your own firing schedules when you're ready to fine-tune your work. Your local Retailer may also rent kiln time if you aren't ready to purchase a kiln yet.

For complete information on Glass Packs and getting started in Glass Fusing, please visit [system96.com](http://system96.com).



**Discovery Pack:** 6+ sq. ft. of glass



**Explorer Pack:** 16+ sq. ft. of glass



**96-Pack:** 27 sq. ft. of glass

## System 96® Rust Transparent

Some of the richest hues are derived from a blend of colors — our new Rust Transparent is a perfect example. Rust sits at the junction where Orange meets Red — add in some warm Brown undertones and you're there. This deep earthy color is simply gorgeous and will be invaluable in creating sophisticated tonal shading and dimension.

### Stock # 571-1SF

*Rust shown within the Orange/Red palette:*



*The plaid dish at right features strips of Rust and Clear — showing how the color deepens where the Rust strips cross over one another.*



## Glass Art & Fall Foliage Cruise

**October 11th, 2015** — 1-week round-trip (from Boston, MA) Glass Art and New England foliage Cruise!

Fuel your creativity, learn from renowned instructors, catch up on the latest Glass Art techniques, and soak up enough inspiration to last all year long on this unique autumn adventure for a good cause. See complete info:

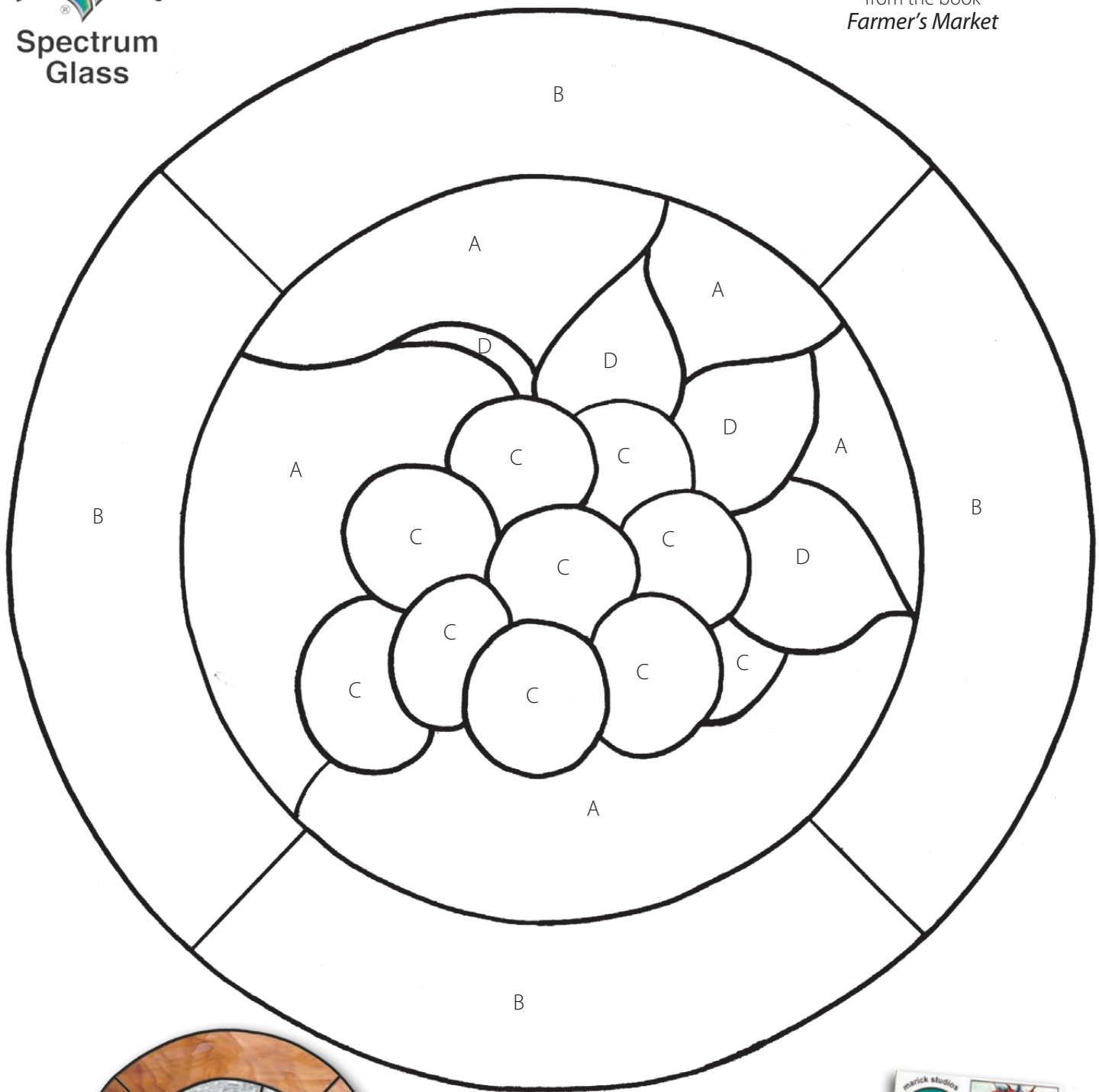
[www.kbwfoundation.com](http://www.kbwfoundation.com)



© Spectrum Glass Company, Inc. • PO Box 646 • Woodinville, WA 98072 • USA • 425-483-6699

[www.spectrumglass.com](http://www.spectrumglass.com) • [www.system96.com](http://www.system96.com)





### Spectrum Glass Suggestions

- |           |                                |
|-----------|--------------------------------|
| A. 100H   | Clear Hammered                 |
| B. 315-6S | White/Dark Amber               |
| C. 444-1W | Deep Violet/Purple Waterglass® |
| D. 422-1W | Olive/Sea Green Waterglass     |




## Garden Birds

Glass Cutting: **Curved cutting**

Firing: **Tack Fuse**

This easy yet adorable project comes from the book "40 Great Glass Fusing Projects" by Lynn Haunstein (Stackpole Books). In the book, Lynn also gives patterns for flower variations of this project — for even more garden fun — in addition to all the other great projects.



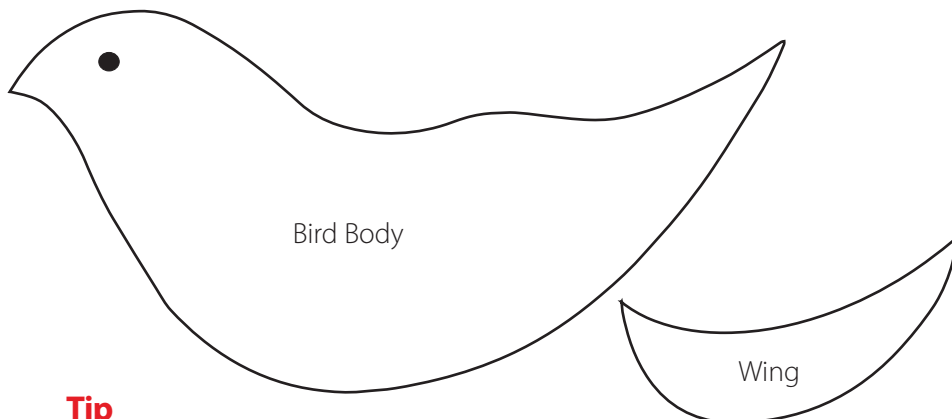
Cut out the pattern pieces (below) and place the Bird Body on a section of a Fusers' Reserve™ or OpalArt™ glass that generally flows in the same direction as the Bird shape. (Solid colors will also work well.) Trace around the pattern with a Sharpie marker. Cut the Bird shape out of the glass.



Place the Wing pattern on another piece of glass with a swirl pattern that will complement the shape of the Wing. Trace around the pattern with a Sharpie pen, then cut out the glass Wing.



Arrange the Wing piece on the Bird Body and add a small nip of Black Noodle for an eye. Adhere with pinpoints of glue. Make a few more Birds in different colors then Tack Fuse using the schedule provided. When cool, clean thoroughly and adhere finished Birds to 6-10-inch lengths of Clear acrylic or metal rods, using E6000 Glue. (Roughing up both the glass and the rod with sandpaper first, then wiping each surface with rubbing alcohol helps to ensure a good bond. Allow glue at least 24 hours to cure before using.) Place Bird Garden Stakes in the soil of your garden near plants and enjoy!



### Tip

Make the wing out of a contrasting glass if desired — or use a Transparent color to allow the OpalArt swirl on the bird to show through!

### Materials We Used

#### Glass:

Fusers' Reserve swirled glass  
OA/634-52SF Blackberries & Cream  
130.8SF Pale Blue  
N-56-96-5 Black Noodle  
**PAPYROS® Kiln Shelf Paper**

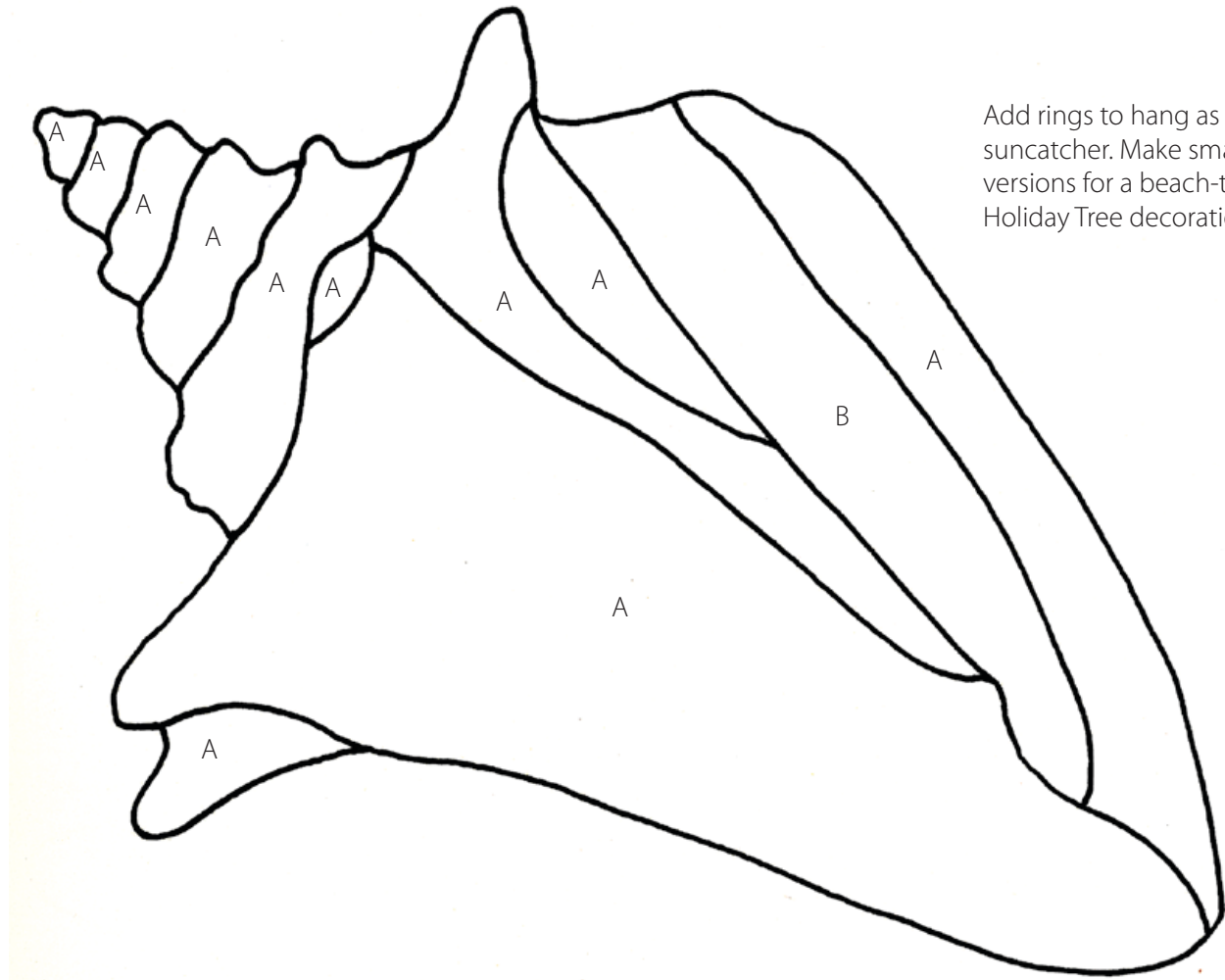

### Tack-Fuse Schedule We Used

Seg.	Ramp (°F per Hour)	Goal Temp (° F)	Hold Time (Minutes)
1	250	1050	30
2	250	1250	20
3	300	1350	10
4	9999*	950	60
5	150	800	10
6	300	100	0





# **Shell** Stained Glass Stylists from the book *Shore Delights*



Add rings to hang as a suncatcher. Make smaller versions for a beach-theme Holiday Tree decoration.



## **Spectrum Glass Suggestion**

- A. 891-81S Champagne Wispy
- B. 891-61S White/Champagne

**The SCORE™**

Brought to you by: